VLB2503P

Socomec VLB Visual Load Break Switch Kit, w/ External Handle, 3P 250A

LOAD BREAK SWITCHES



Component type	Switch disconnector
Range	VLB
Model	N/A
Product status	Existing

The Socomec VLB series of load break switches features visible and positive break indication ensuring safe switching. The user can visually assess the condition of the device and confirm isolation during maintenance or prior to operation. Available from 32 to 800A, suitable for safety focus applications and emergency load break with front or side operation based on your installation preference.

ELECTRICAL

Rated permanent current at AC-21, 400 V	250 A
Rated uninterrupted current Iu	250 A
Number of poles	3
Rated operation power at AC-23, 400 V	140 kW
Rated operation current Ie at AC-23a, 400 V	250 A
Rated operation current Ie at AC-23a, 500 V	250 A
Rated operation current Ie at AC-23a, 690 V	250 A
Rated short-time withstand current Icw	17 kA
Rated insulation voltage Ui	800 V
Rated impulse withstand voltage Uimp	8 kV
Type of control element	Long turning handle
Rated permanent current at AC-23, 400 V	250 A
Number of auxiliary contacts as normally closed contact	0
Number of auxiliary contacts as normally open contact	0
Number of auxiliary contacts as change-over contact	0

CONSTRUCTION

Degree of protection (IP), front side	IP65
Version as main switch	Yes
Version as reversing switch	No
Number of switches	1
Suitable for front mounting 4-hole	No
Suitable for front mounting centre	No
Suitable for distribution board installation	Yes
Suitable for intermediate mounting	No
Interlockable	Yes

Published on 24 July 2026

VLB2503P

Socomec VLB Visual Load Break Switch Kit, w/ External Handle, 3P 250A

LOAD BREAK SWITCHES

MECHANICAL	Padlock locking	Yes
DIMENSIONS	Height	195 mm
	Width	234 mm
	Depth	132 mm
	Weight	3.2 kg
	Conductor cross section solid (solid, stranded)	240 mm²
	Connectable conductor cross section	240-240 mm²

DIMENSIONAL DIAGRAM

SIDER VLB 250 to 500 A

External front operation

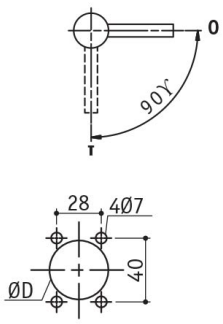

Conventional fixing (from rear): **D** = 31 to 37 mm
Fast fixing (external, door closed): **D** = 37 mm

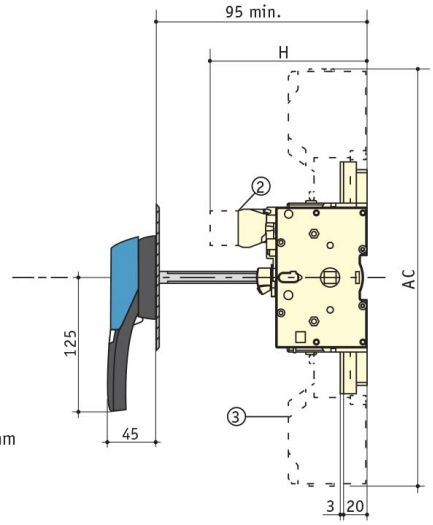

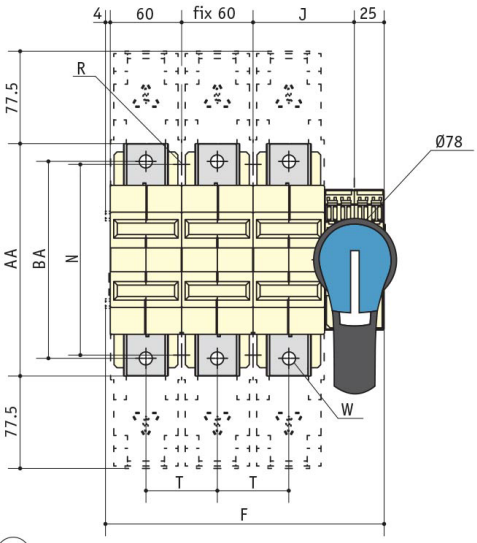

(1) **Door drilling for front operation**

(2) **1 or 2 pre-break and signalling ACs**

(3) **Terminal shrouds**

Rating (A)	Terminal shrouds AC	Switch body F 3p.	Switch body F 4p.	Switch body H	Switch body J	Switch mounting N	Switch mounting R	Switch mounting T	Connection terminals W	Connection terminals AA	BA
250	350	234	294	132	85	162	6	60	10	195	165
315	350	234	294	132	85	162	6	60	10	195	165
400	360	252	318	132	91	172	6	66	10	214	175
500	360	252	318	132	91	172	6	66	10	214	175

Published on 24 July 2026