CD242183U

NHP POWERMAX Busbar Chassis - General CD DIN-T 250A 42 Way 3Pole Universal

POWERMAX
MINIATURE CIRCUIT BREAKER CHASSIS



Component type	Distributor assembly busbars
Range	Busbar Chassis
Model	N/A
Alternative	CALL FOR ALTERNATIVE

NHP's Busbar Chassis provide a cost-effective and flexible power distribution solution for your industrial and commercial applications. A high current capacity, compact design and easy installation, allows you to distribute power efficiently and safely throughout your facility. The busbar chassis is designed with durability and longevity in mind to withstand harsh industrial environments.

ELECTRICAL	Rated current	250 A
	Number of poles	42
	Number of poles, 18mm pitch	42
	Number of phases input	3-phase
	Nominal voltage	415 V
	Short time withstand current Icw, 0.2 sec	20 kA
	Short time withstand current Icw, 1 sec	9 kA
CONSTRUCTION	Assembly arrangement	18mm pitch
	Material housing	Dipped housing
	Tee-off isolator	No
	Capped tee-offs	0.5
	Degree of protection (IP)	IP20
DIMENSIONS	Depth	82 mm
	Height (pan)	422 mm

Published on 15 January 2025

CD242183U

NHP POWERMAX Busbar Chassis - General CD DIN-T 250A 42 Way 3Pole Universal

POWERMAX
MINIATURE CIRCUIT BREAKER CHASSIS

DIMENSIONAL DIAGRAM

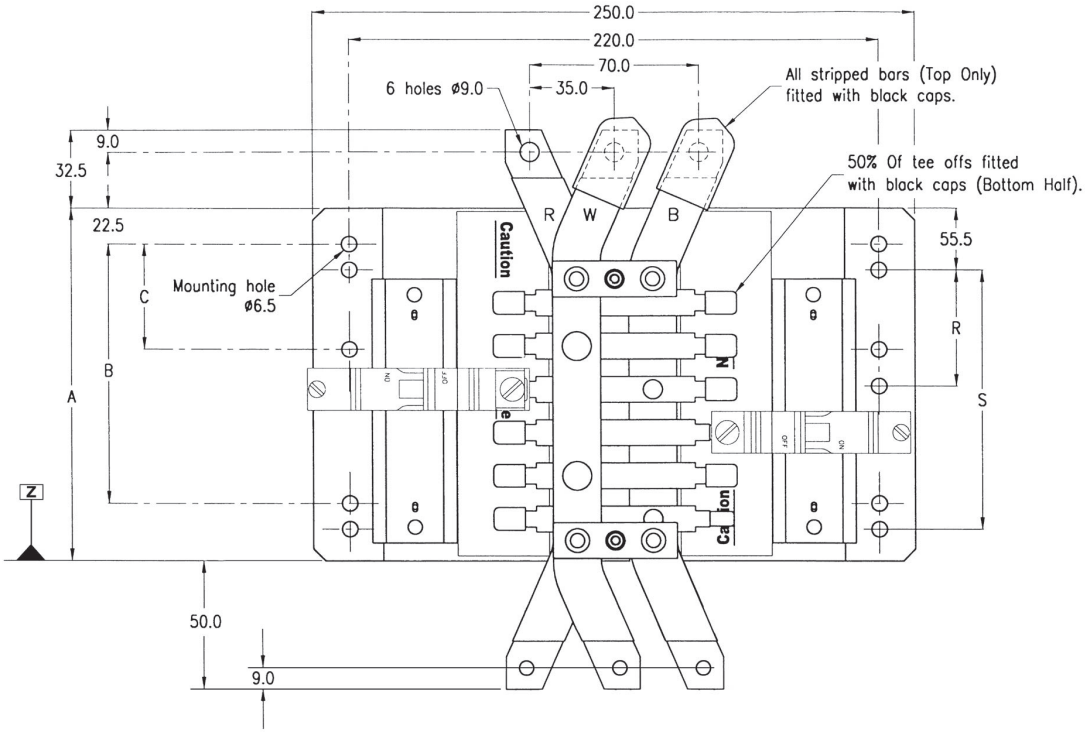

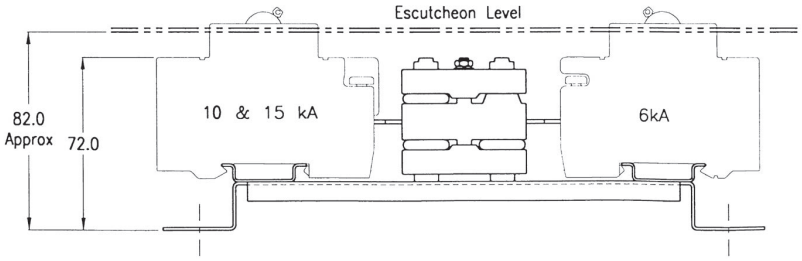

Escutcheon cut-out details

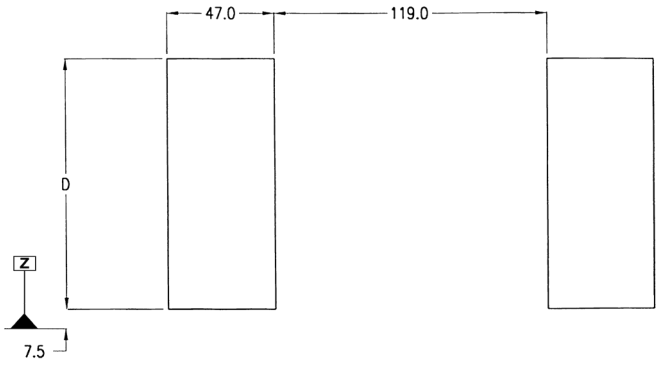

Dimensions (mm)

Chassis size [1])	A	B	C	D	R	S
CD-X-12/18-3U	152	100	–	110	–	100
CD-X-18/18-3U	206	100	–	164	–	100
CD-X-24/18-3U	260	100	–	218	–	100
CD-X-30/18-3U	314	200	–	272	–	200
CD-X-36/18-3U	368	300	–	326	–	300
CD-X-42/18-3U	422	300	–	380	–	300
CD-X-48/18-3U	476	400	–	434	–	400
CD-X-54/18-3U	530	400	–	488	–	400
CD-X-60/18-3U	584	500	–	542	–	500
CD-X-72/18-3U	692	600	–	650	–	600
CD-X-78/18-3U	745	700	300	704	300	700
CD-X-84/18-3U	800	700	300	758	300	700
CD-X-96/18-3U	908	800	400	866	400	800

Notes: [1]) "X" insert **2** = 250 A or **3** = 355 A, current rating does not effect above dims.
Maximum current rating of tee-off = 100 A.
'OFF' (line) side of MCB connects to chassis tee-off.
MCB DIN clips may be disengaged or removed when mounting onto "CD" chassis.
Use insulated tool provided to disengage DIN clip if removing MCB from chassis.
– **Z** = End of chassis metal pan.

Published on 15 January 2025