# SSFDN2504P

**Socomec SSF Fuse Switch kit, w/ External Handle, suits DIN fuses, 4P 250A**



| | |
|---|---|
| **Component type** | Fuse switch disconnector |
| **Range** | Fuse Switch |
| **Model** | N/A |
| **Product status** | Existing |

The Socomec SSF standard fuse switches boast IP 30 protection on all fuse terminals in a compact yet effective design. These fuse switches feature a test position and double-break contacts per phase, allowing the safe isolation of AC or DC circuits as well as the added short circuit protection offered by DIN/BS type HRC fuses.

| | | |
|---|---|---|
| **ELECTRICAL** | Rated current | 250 A |
| | Max. rated operation voltage Ue AC | 690 V |
| | Max. rated operation voltage Ue DC | 440 V |
| | Rated permanent current at AC-21, 400 V | 250 A |
| | Rated permanent current at AC-23, 400 V | 250 A |
| | Rated operation current Ie at DC-21, 220 V | 250 A |
| | Rated operation current Ie at DC-21, 440 V | 250 A |
| | Rated operation current Ie at DC-22, 220 V | 250 A |
| | Rated operation current Ie at DC-22, 440 V | 250 A |
| | Rated operation current Ie at DC-23, 440 V | 200 A |
| | Short time withstand current Icw, 1 sec | 80 kA |
| | Rated impulse withstand voltage Uimp | 8 kV |
| | Rated insulation voltage Ui | 750 V |
| | Rated operation power at AC-23, 400 V | 132 kW |
| **CONSTRUCTION** | Degree of protection (IP), front side | IP30 |
| **MECHANICAL** | Suitable for fuses | NH1 |
| | Mechanical life (service cycles) | 10000 cycles |
| **DIMENSIONS** | Height | 195 mm |
| | Width | 313 mm |
| | Depth | 146 mm |



Published on 21 July 2026

# SSFDN2504P

**Socomec SSF Fuse Switch kit, w/ External Handle, suits DIN fuses, 4P 250A**

## DIMENSIONAL DIAGRAM

### FUSERBLOC BS 200 – 250 A and DIN 250 A

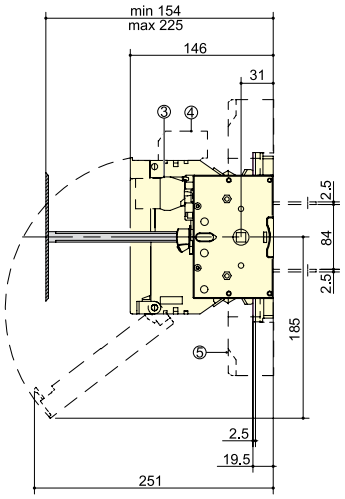


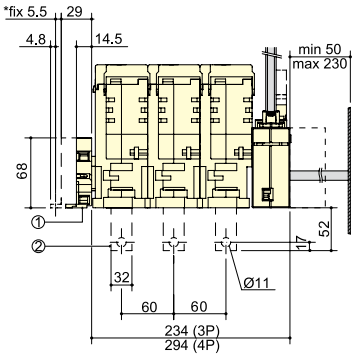


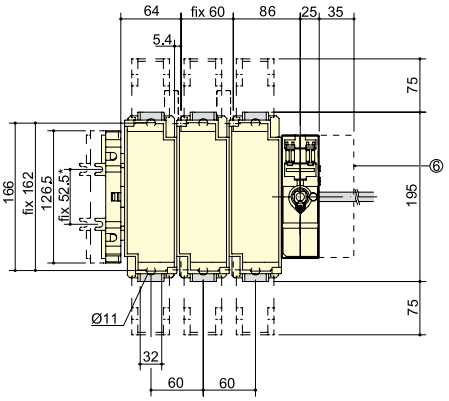


* to use if pre-break auxiliary contact number > 4

① S type auxiliary contact N/O + N/C to use if block number > 4.

② Rear connection (option).

③ 1 to 8 pre-break auxiliary contact for signalling.

④ 1 or 2 pre-break auxiliary contact (fuse blown indication).

⑤ Terminal shrouds.

⑥ Additional contact holder for U type AC.

### Door drilling

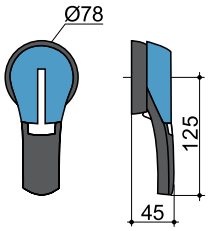


S2 handle

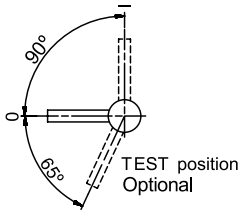


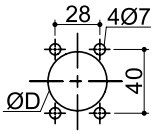


S type handle – front operation

Conventional fixing (from rear): D = 31 to 37 mm
Fast fixing (external, door closed): D = 37 mm

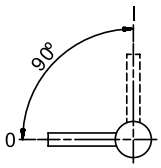


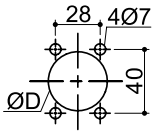


S type handle – side operation

Conventional fixing (from rear): D = 31 to 37 mm
Fast fixing (external, door closed): D = 37 mm





Published on 21 July 2026