SLB12503PD

Socomec SLB Load Break Switch kit, w/ Direct Handle, 3P 1250A

LOAD BREAK SWITCHES



Component type	Switch disconnector
Range	SLB
Model	N/A
Product status	Existing

Compact switching solutions from 125A up to 5000A, the SLB range of load break switches are a proven, reliable design. Severe load duty categories (AC-22 and AC-23) are well suited to the arduous switching of motors, main switch isolation and disconnection of other loads.

ELECTRICAL

Max. rated operation voltage Ue AC	12000 V
Rated permanent current at AC-21, 400 V	1250 A
Rated uninterrupted current Iu	1250 A
Number of poles	3
Rated operation power at AC-23, 400 V	710 kW
Rated operation current Ie at AC-23a, 400 V	1250 A
Rated operation current Ie at AC-23a, 500 V	1000 A
Rated operation current Ie at AC-23a, 690 V	500 A
Rated operation current Ie at DC-23, 220 V	1250 A
Rated operation current Ie at DC-23a, 500 V	1250 A
Rated short-time withstand current Icw	100 kA
Rated insulation voltage Ui	1000 V
Rated impulse withstand voltage Uimp	12 kV
Type of control element	Door coupling rotary drive
Rated permanent current at AC-23, 400 V	1250 A
Number of auxiliary contacts as normally closed contact	0
Number of auxiliary contacts as normally open contact	0
Number of auxiliary contacts as change-over contact	0

CONSTRUCTION

Degree of protection (IP), front side	IP65
Version as main switch	Yes
Version as reversing switch	No
Number of switches	1
Suitable for front mounting 4-hole	No
Suitable for front mounting centre	No

Published on 24 July 2026

SLB12503PD

Socomec SLB Load Break Switch kit, w/ Direct Handle, 3P 1250A

LOAD BREAK SWITCHES

CONSTRUCTION	Suitable for distribution board installation	Yes
	Suitable for intermediate mounting	No
	Interlockable	No
MECHANICAL	Padlock locking	Yes
DIMENSIONS	Height	288 mm
	Width	372 mm
	Depth	140 mm
	Weight	12 kg
	Conductor cross section solid (solid, stranded)	185 mm²
	Connectable conductor cross section	185 mm²

DIMENSIONAL DIAGRAM

SIRCO 800 to 1800 A and AC 630 to 1600 A

Direct front operation

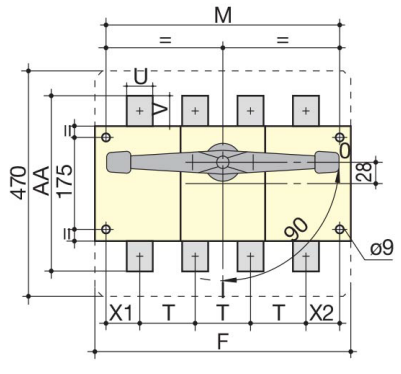

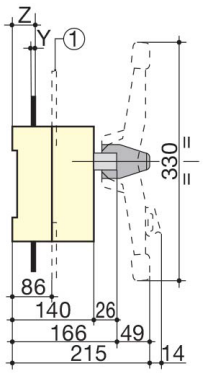

1. Terminal screens

External front operation

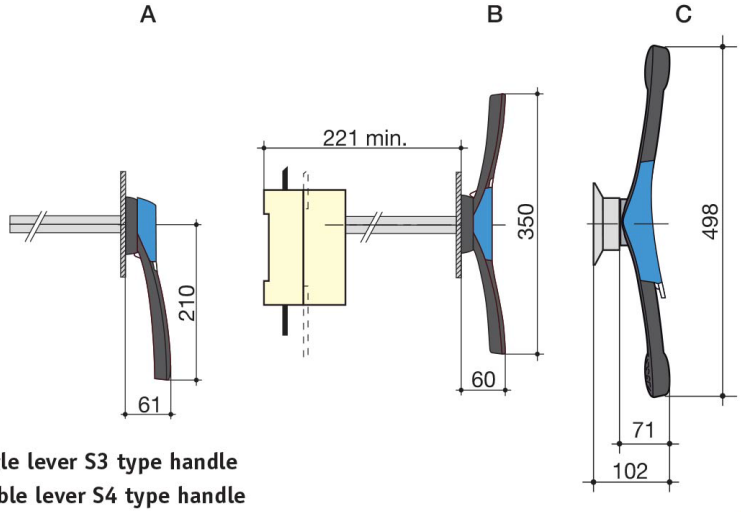

A. Single lever S3 type handle
B. Double lever S4 type handle
C. Double lever S5 type handle

Rating (A) SIRCO	Rating (A) SIRCO	Switch body		Switch mounting		Connection							
		F 3p.	F 4p.	M 3p.	M 4p.	T	U	V	Y	X1	X2	Z	AA
800...1000	630...1000	280	360	255	335	80	50	60.5	7	47.5	47.5	46.5	321
CD 1250	CD 1250						60	65					330
1250...1800	1250...1600	372	492	492	467	120	90	44	8	53.5	53.5	47.5	288

Published on 24 July 2026